

*the brand:*

# **VISUAL IDENTITY MANUAL**


# Hello!

## **Visual Identity Policy**

This manual provides specific guidelines and standards for the Visual Identity Policy in all forms of district communication. Adherence to these guidelines is vital to ensure that HCS is represented in a uniform and consistent fashion.

It is HCS policy that the signatures, type fonts, and marks described in this manual are the only authorized marks to be used in all district communications.

If you have questions concerning the Visual Identity Policy or need to obtain graphic signatures, please send your email query to [hcscommunications@hcde.org](mailto:hcscommunications@hcde.org)



# TABLE OF CONTENT

Logomarks & Signatures 01

Color Palette 02

Typography 03

Stationery 04

# 01. LOGOMARKS & SIGNATURES

## **Logo**

The HCS logo, logomark, logotype, and signature are the key element in the district's Visual Identity Policy and must appear on all official Hamilton County Schools communications. It may not be modified in any way.

## **Logo**

The HCS H + logo type creates our logo.

## **Logo Mark**

The HCS H without any other elements.

## **Logo Type**

The words "Hamilton County School" as stylized in the logo without any other elements.

## **Logo Signature**

The HCS H + logo type + department name.





Horizontal & Vertical color



Horizontal & Vertical noir



Horizontal & Vertical white

Unacceptable Logo Usage



**Do not reconfigure.**  
Components of the logo should never be reconfigured. Space relationships among elements are not to be manipulated.




**Do not distort.**  
The logo should not be compressed or expanded in any way. Size relationships among elements are not to be manipulated.



**Do not substitute color.**  
Colors and fonts in the signature should never be substituted.



**Do not flip the logomark**  
The logomark should never be flipped. The male student should always be above the female student when using the logomark.



**Do not use incomplete signature.**  
The logotype should always be used in its entirety. The logo may not be followed by any other elements unless the signature is used as signage.



**Do not reproduce with degraded quality.**  
The logo should not be scanned from a printed document or recreated in any way. Use only the electronic files provided by the Communications department.

\*The logomark can be used by itself as long as it is **NOT** the only Hamilton County Schools identifier on collateral pieces.

# 02.

# COLOR PALETTE


## **Primary Colors**

The primary colors for Hamilton County Schools Visual Identity Policy are Pantone® Process Blue, Pantone® Process Cyan, and Pantone® 285. Equivalent color formulas for four-color process printing and digital media are provided here. The preferred color treatment for HCS is shown to the right.

## **Secondary Colors**

This supplementary or secondary color palette is provided as an aid to designing print and web communications that reflect HCS brand in tone and style through consistent use of color. Although the primary identity colors are listed previously, designing effective marketing communications bene-

fits from a more flexible and sophisticated use of color harmony and contrast.



Primary Colors

**PANTONE® PROCESS CYAN C**  
#00AEEF

CMYK: C069 M014 Y000 K000  
RGB: R042 G172 B226

**PANTONE® PROCESS CYAN**  
100% OPACITY

**PANTONE® PROCESS CYAN**  
50% OPACITY

**PANTONE® PROCESS CYAN**  
20% OPACITY

**PANTONE® 285 CP**  
#2B7BBB

CMYK: C083 M046 Y003 K000  
RGB: R043 G123 B287

**PANTONE® 285 CP**  
100% OPACITY

**PANTONE® 285 CP**  
50% OPACITY

**PANTONE® 285 CP**  
20% OPACITY

**PANTONE® PROCESS BLUE**  
#008BCC

CMYK: C080 M034 Y000 K000  
RGB: R000 G139 B204

**PANTONE® PROCESS BLUE**  
100% OPACITY

**PANTONE® PROCESS BLUE**  
50% OPACITY

**PANTONE® PROCESS BLUE**  
20% OPACITY

**INDIGO DYE**  
#1A3D67

CMYK: C098 M081 Y034 K022  
RGB: R026 G061 B103

**INDIGO DYE**  
100% OPACITY

**INDIGO DYE**  
50% OPACITY

**INDIGO DYE**  
20% OPACITY

Secondary Colors

**LEMON CURRY**  
#D3A50D

CMYK: C018 M033 Y100 K001  
RGB: R211 G165 B013

**OCHRE**  
#C97C29

CMYK: C018 M056 Y100 K003  
RGB: R201 G125 B041

**MAIZE**  
#E0BF52

CMYK: C013 M022 Y082 K000  
RGB: R224 G191 B082

**AMARANTH MP**  
#A22873

CMYK: C038 M098 Y025 K003  
RGB: R162 G040 B15

**VIOLET PURPLE**  
#770450

CMYK: C047 M100 Y038 K027  
RGB: R119 G004 B080

**MIDDLE PURPLE**  
#D37CB9

CMYK: C015 M062 Y000 K000  
RGB: R211 G124 B185

**PANTONE® 584 CP**  
#D7DD46

CMYK: C019 M001 Y088 K000  
RGB: R215 G221 B070

**CITRON**  
#A7B01C

CMYK: C039 M018 Y100 K001  
RGB: R167 G176 B028

**KEY LIME**  
#E1E972

CMYK: C015 M000 Y069 K000  
RGB: R225 G233 B115

**PANTONE® 376 CP**  
#85B640

CMYK: C054 M008 Y100 K000  
RGB: R133 G182 B064

**MAXIMUN GREEN**  
#638830

CMYK: C065 M028 Y100 K011  
RGB: R099 G136 B048

**PISTACHIO GREEN**  
#98C559

CMYK: C045 M003 Y085 K000  
RGB: R152 G197 B089

**PLATINUM**  
#E6E6E6

CMYK: C009 M006 Y007 K000  
RGB: R230 G230 B230

**SONIC SILVER**  
#707070

CMYK: C057 M048 Y048 K015  
RGB: R112 G112 B112

**QUICK SILVER**  
#A3A3A3

CMYK: C038 M031 Y032 K000  
RGB: R163 G163 B163

**PANTONE® COOL GRAY 6 C**  
#A4A6A4

CMYK: C038 M029 Y032 K000  
RGB: R164 G166 B164

**DAVYS GRAY**  
#515251

CMYK: C065 M056 Y057 K033  
RGB: R081 G082 B081

**LIGHT GRAY**  
#D6D7D6

CMYK: C015 M011 Y012 K000  
RGB: R215 G214 B215



# 03. TYPOGRAPHY

## **Primary Sans Serif Typeface**

The primary sans serif typeface for Hamilton County Schools printed applications is **Montserrat**.

The italic, bold, and bold italic Montserrat fonts should be used sparingly for emphasis and on titles only.

You do need these fonts installed on your computer if you are customizing unit

signatures for individual schools, centers, or institutes.

## **Secondary Serif Typeface**

The primary serif typeface for Hamilton County Schools printed applications is **Baskerville**, which is used in the HCS signature.

## **Special Events Serif Typeface**

The special events serif typeface for Hamilton County Schools printed applications is **Playfair Display**, which is used in the **State of the System Branding**.

## **Free Download Fonts**

These fonts are available for both Windows and Macintosh platforms and **free** download from [google fonts at fonts.google.com](https://fonts.google.com)

AaBbCc

AaBbCc

AaBbCc

AaBbCc

AaBbCc

AaBbCc

*AaBbCc*

Montserrat Regular

*Montserrat Italic*

**Montserrat Bold**

Baskerville Regular

*Baskerville Italic*

**Baskerville Bold**

Aa Bb Cc Dd Ee Ff Gg Hh Ii  
Jj Kk Ll Mm Nn Oo Pp Qq  
Rr Ss Tt Uu Vv Ww Xx Yy Zz

*Aa Bb Cc Dd Ee Ff Gg Hh Ii  
Jj Kk Ll Mm Nn Oo Pp Qq  
Rr Ss Tt Uu Vv Ww Xx Yy Zz*

**Aa Bb Cc Dd Ee Ff Gg Hh Ii  
Jj Kk Ll Mm Nn Oo Pp Qq  
Rr Ss Tt Uu Vv Ww Xx Yy Zz**

Aa Bb Cc Dd Ee Ff Gg Hh Ii  
Jj Kk Ll Mm Nn Oo Pp Qq  
Rr Ss Tt Uu Vv Ww Xx Yy Zz

*Aa Bb Cc Dd Ee Ff Gg Hh Ii  
Jj Kk Ll Mm Nn Oo Pp Qq  
Rr Ss Tt Uu Vv Ww Xx Yy Zz*

**Aa Bb Cc Dd Ee Ff Gg Hh Ii  
Jj Kk Ll Mm Nn Oo Pp Qq  
Rr Ss Tt Uu Vv Ww Xx Yy Zz**

1234567890  
!@#\$%&?{}

*1234567890  
!@#\$%&?{}*

**1234567890  
!@#\$%&?{}**

1234567890  
!@#\$%&?{}

*1234567890  
!@#\$%&?{}*

**1234567890  
!@#\$%&?{}**



# 04.

# STATIONERY

The stationery standards provided in the following pages are an essential part of Hamilton County Schools' visual identity system and are to be used by all units within the district.

**The primary signature is the only approved mark for stationery;** the secondary and informal signatures may not be used.

Any questions regarding stationery should be directed to the Communications office at **communications@hcde.org**

### **Letterhead typing guidelines**

Recommended margins are shown below. 10/12 pt. Montserrat, or secondary font.

### **Envelope addressing guidelines**

Recommended margins are shown above. 10/12 pt. Montserrat, or secondary font.



## Stationery

2" logo size



To: Name of Recipient  
 From: Name of Sender  
 Date: January 31, 2015  
**Subject: Subject of Memo**

Lorem ipsum dolor sit amet, sit unum intellegam ex, quando noster duo ne, ei quo populo adipisci suscipiantur. Delenit urbanitas accommodare an eos. Agam tempor eu qui, an soleat fuisset mei, melius molestiae vix et. An sea euismod voluptatibus, per et inermis appareat. Cu usu voluptatum omittantur, tritani labores eam no.

Eu sed fugit aperiam, tation putent mel et. Corpora prodesset deseruisse pro an. Ut suscipit phaedrum suscipiantur vim. Sed ea prompta efficiantur, probo possit vel ea. Vis elit eruditi at. Pro te sumo paulo, an pertinax prodesset ius, ne alii audiam oporteat has. Docendi adipisci te mea, ne consul numquam concludaturque per.

Alia malorum erroribus ea sed, vim blandit disputando et. Ei dolores voluptatibus vis. Ea has aperiam malorum. Iriure verterem et per. Ei volumus aliquando voluptatibus pro, pro scripta regione fastidii an. Ad sea natum praesent deseruisse, vix esse alienum maluisse ex.

Vim aliquid appellatur ea. Rebum henderit prodesset eam ea. An ipsum pericula vix, an vix dicta civibus voluptatibus, officiis luptatum scribentur vim et. In sea probo intellegebat, prima consetetur argumentum ea has, an usu amet qualisque. Quando ridens inermis eos te, ut legere altera invenire eos.

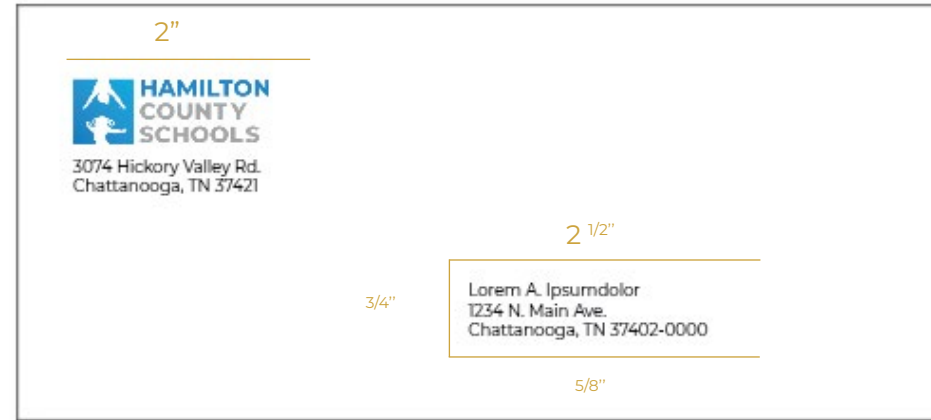
Nec ad propriae comprehensam. Has ad vidit munere pertinax. Ne partem scripta assueverit mel, et suas clita docendi duo. Mea ubique dolores lobortis et, eu graece voluptaria eos, vitae ubique vel et. In mucius postulant duo, eros sensibus pri ne, an invenire necessitatibus ius.

Lorem ipsum dolor sit amet, sit unum intellegam ex, quando noster duo ne, ei quo populo adipisci suscipiantur. Delenit urbanitas accommodare an eos. Agam tempor eu qui, an soleat fuisset mei, melius molestiae vix et. An sea euismod voluptatibus, per et inermis appareat. Cu usu voluptatum omittantur, tritani labores eam no.

Sincerely,

Lorem Ipsum

Please change your department logo accordingly, as necessary



Not actual size

## Other Assets



2"

2"

Please **make a copy** and use following documents as guides to make presentations and email signatures.

**PowerPoint Presentation:** Please use the arrow beside the add new slide "+" to view all slide template options.

[HCS Email Signature](#)

[HCS Letterhead](#)

*the brand:*

**VISUAL  
IDENTITY  
MANUAL**